

EEX Group Annual Press Briefing 2019 Supporting Notes

15th April 2020

EEX Group – A Global Commodity Exchange

In 2019, EEX Group consolidated its position as a global commodity exchange – through a series of successful offerings across three time zones.

Europe

Asia

North America

#GoingGlobal



European Expansion: Significant increases in Power and Natural Gas



- Volumes on the power spot market increased, particularly in the very short-term markets (intraday market: +11%)
- EEX extends trading on the Power derivatives market by Slovenia, Bulgaria and Serbia to 20 European market areas
- EEX natural gas market expands to include Spanish products (spot and futures)

European Expansion: All products now tradable under ONE exchange licence

Powernext and Gaspoint Nordic integrated into EEX as of 1st January 2020

Trading of Natural Gas products
12 market areas in 10 countries

275

Powernext participants migrated to
EEX

All power and gas products under one
exchange membership and one set of
rules

EEX also assumes responsibility for
the registry business

Asian Ambition: Strong growth in Freight opens up Asia potential

Freight markets
achieve record volumes
+109%

EEX achieves majority
in Open Interest*
in the overall freight market (52%)
*OI = indicator for liquidity

- Significant growth in Dry Bulk Freight, achieving double and triple digit increases each quarter
- Factors that have contributed to this success include a major increase in the member base, improvements in distribution and connectivity and an enhanced product portfolio
- Major milestone for the expansion of the freight business: Migration of the commodity business of Nasdaq Futures, Inc. (NFX) to the clearing house ECC

States Success: New annual record on US Power Market and diversification into other markets

79%

Increase in volume on the
US Power Market in 2019

45%

Market share of Open Interest

- US power market of Nodal Exchange reaches new annual record.
- Nodal continues to grow beyond power:
 - Trading volume in North American environmental products has risen steadily since its launch in November 2018
 - In addition to emission allowances, Nodal has expanded its products in 2019 and introduced new futures on renewable energy certificates (REC's)
 - Nodal enters new markets such as US gas and trucking freight

Trading volume of the EEX Group at a glance: Growth in the majority of the product portfolio

	2019	2018	Δ
Intraday Spot Market	92	82	+11%
Day-Ahead Spot Market	506	494	+2%
Power Derivatives Market, Europe (in TWh)	3,973	3,347	+19%
Power Derivatives Market, US (in TWh)	1,857	1,039	+79%
Natural Gas Spot Market, Europe (in TWh)	1,454	1,111	+31%
Natural Gas Derivatives Market, Europe (in TWh)	1,088	852	+28%
Natural Gas Derivatives Market, US (in TWh)	4	n/a	n/a
Spot Market for Environmental Products, Europe (in million t CO ₂)	644	924	-30%
Derivatives Market for Environmental Products, Europe (in million t CO ₂)	495	1,973	-75%
Derivatives Market for Environmental Products, US (Launch: November 2018, number of contracts)	95,817	6,750	+1,320%
Freight (ECC cleared, number of contracts)	74,776	35,850	+109%
Agriculturals (number of contracts)	57,125	60,251	-5%

2020: Further growth in the three time zones

#StatesSuccess

- Further strengthening of market position in the US power market
- Building up liquidity in the environmental and gas markets
- Improvement of the technical connection

#EuropeanExpansion



#AsianAmbition

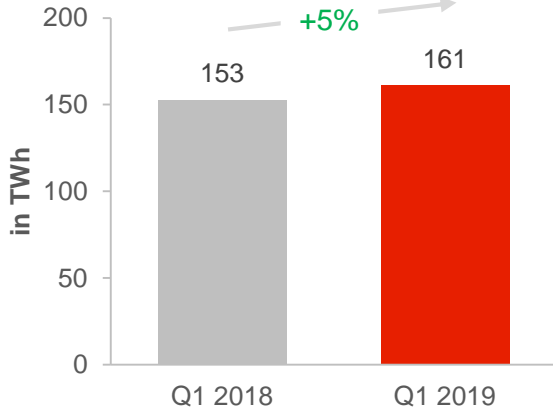
- 2020 freight trading has surpassed combined trading volumes of the last four years
- Further strengthening of freight business
- EEX enters the Japanese power derivatives market with clearing service

- Expansion of the power spot markets (intraday and day-ahead) to include products for Scandinavia
- EEX will extend annual maturities on the power derivatives market until 2029 to support PPA hedging

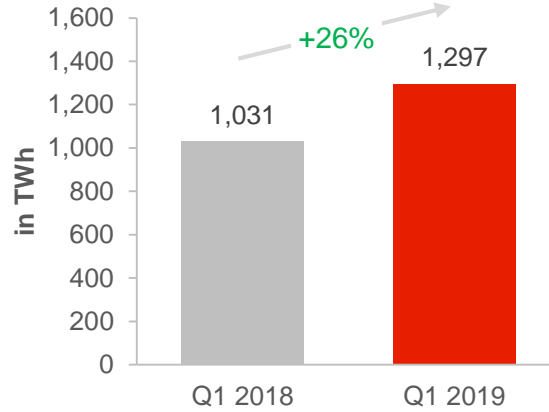


1st Quarter 2020: Markets of the EEX Group on growth course

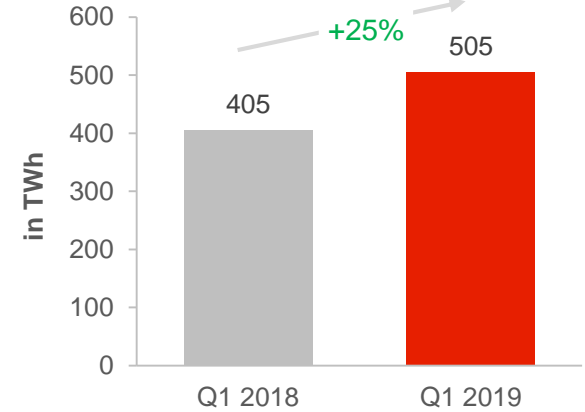
Power Spot Europe



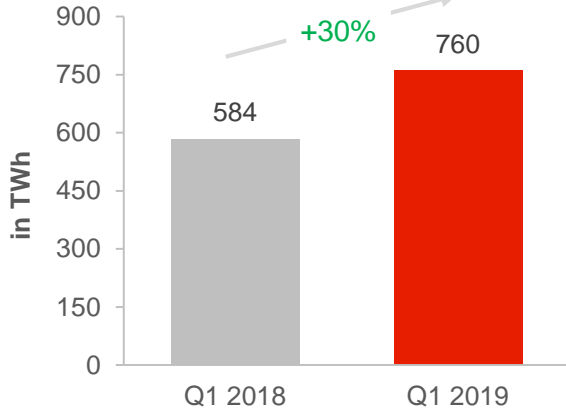
Power Derivatives Europe



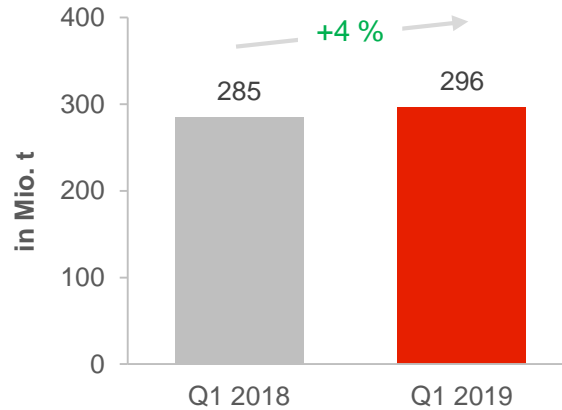
Power Derivatives US



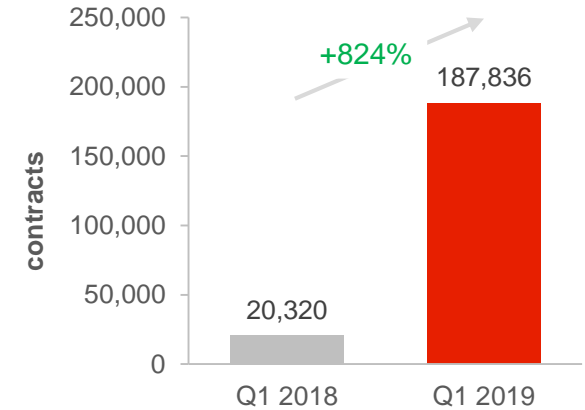
Natural Gas Europe



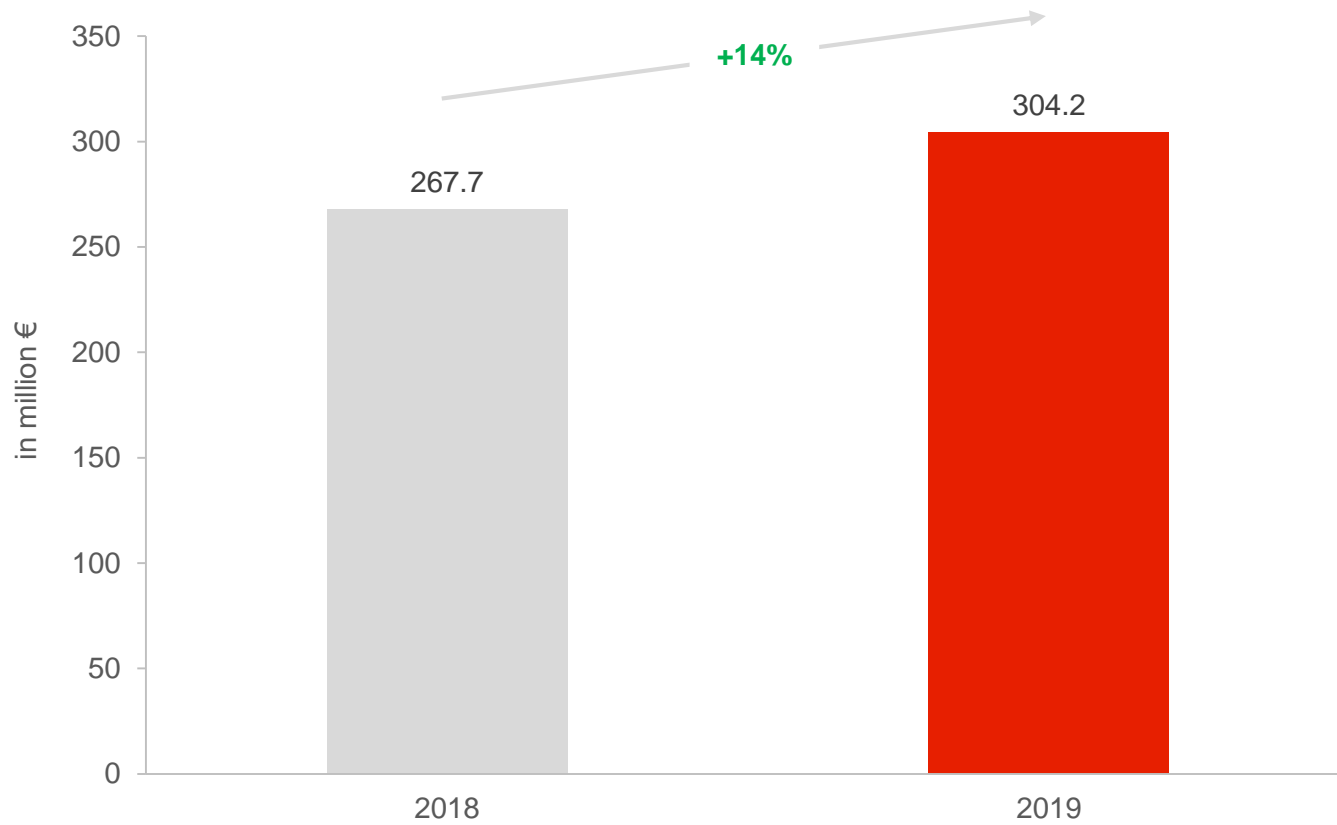
Environmentals Europe



Freight (ECC cleared)

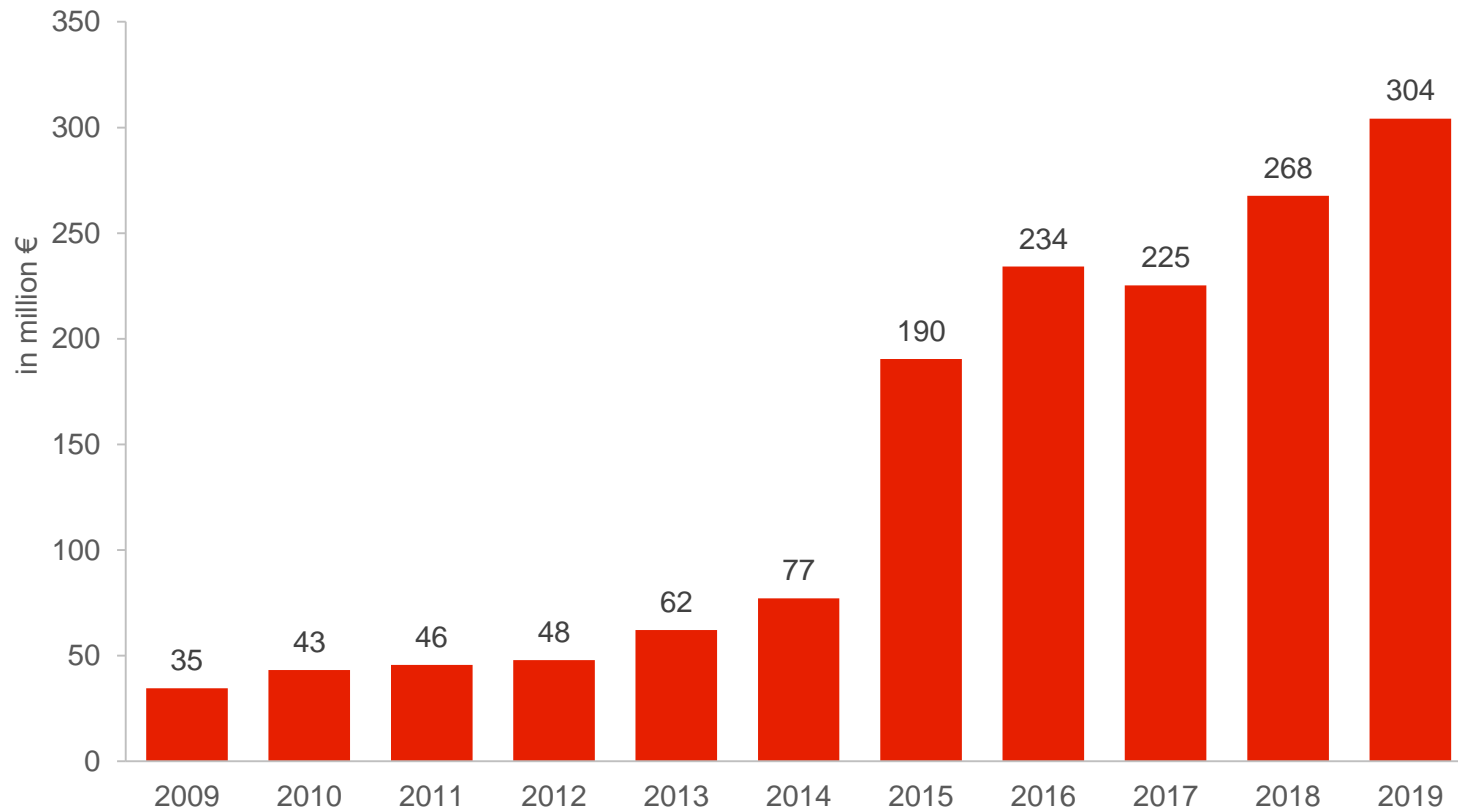


EEX Group sales revenue at record level

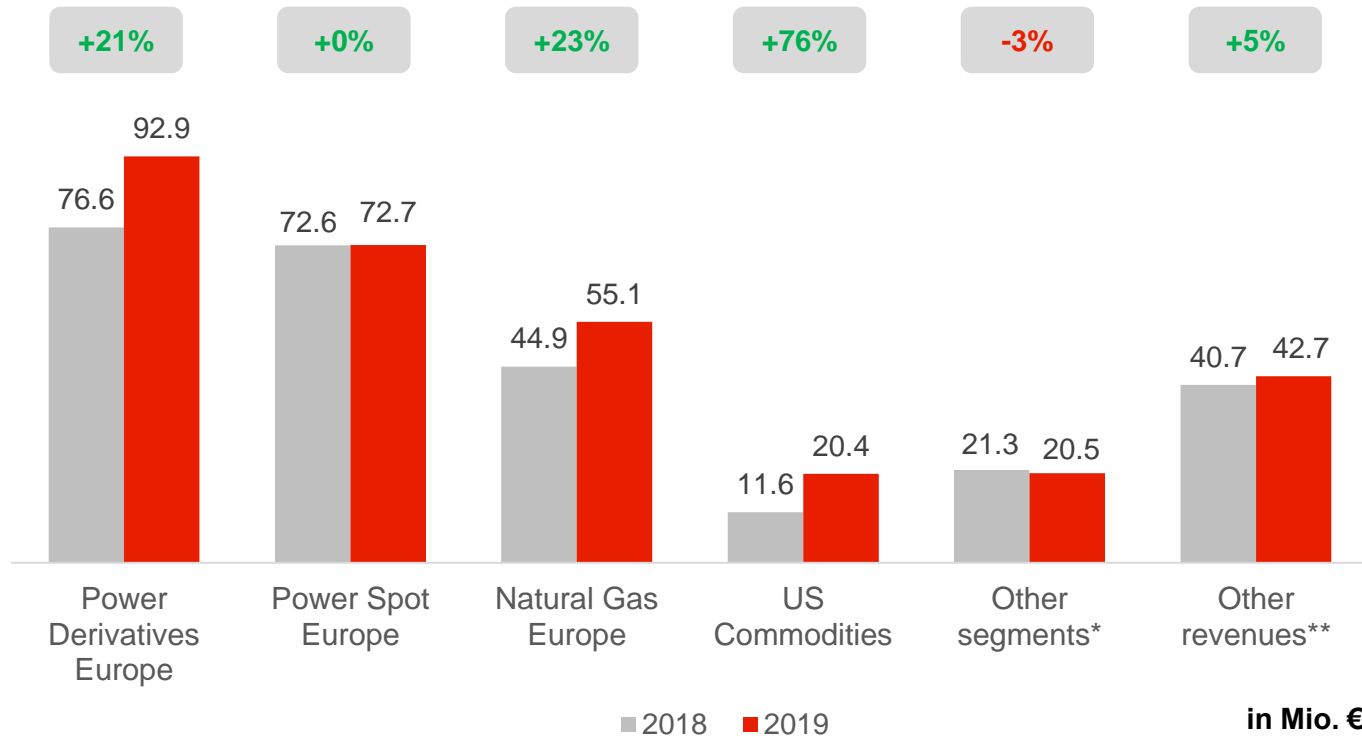


EEX Group continues growth path

Sales revenues



Sales revenue of EEX Group business segments



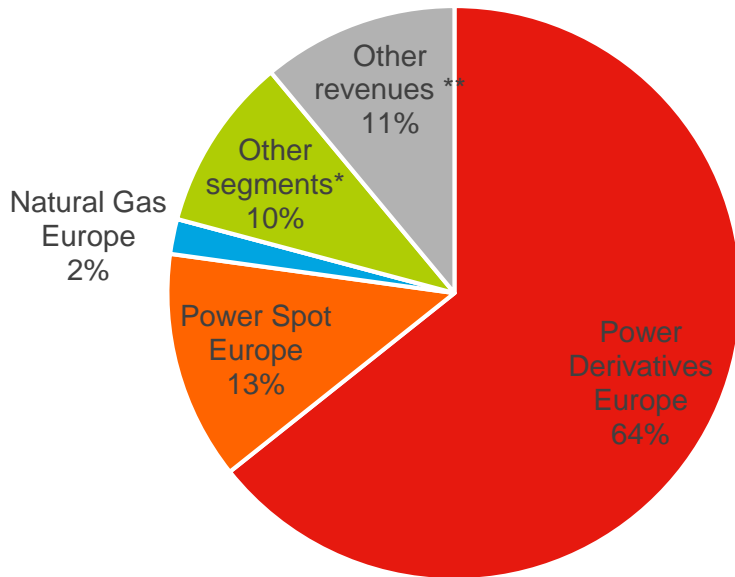
* Other segments: Global Commodites (Freight), Environmental Products, Agricultural Products, Clearing Cooperations, Market Data Services & Registry Services

** Other revenues: annual fees, technical connections, trainings, fixed fees within the scope of market coupling, cost reimbursements for market coupling projects and services to third parties.

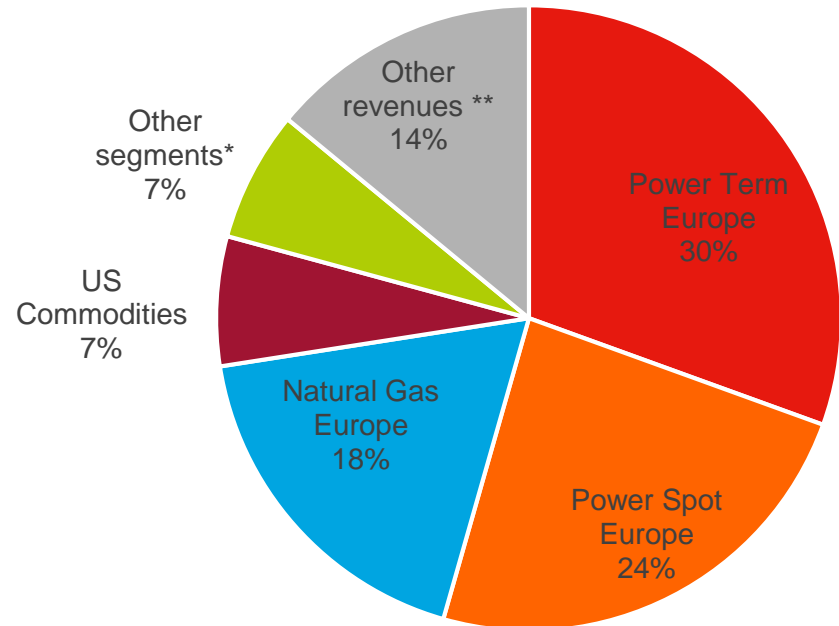
Diversification strategy successfully continued

Diversification by products

Sales revenues 2010: 43.2 Mio €



Sales revenues 2019: 304.2 Mio €

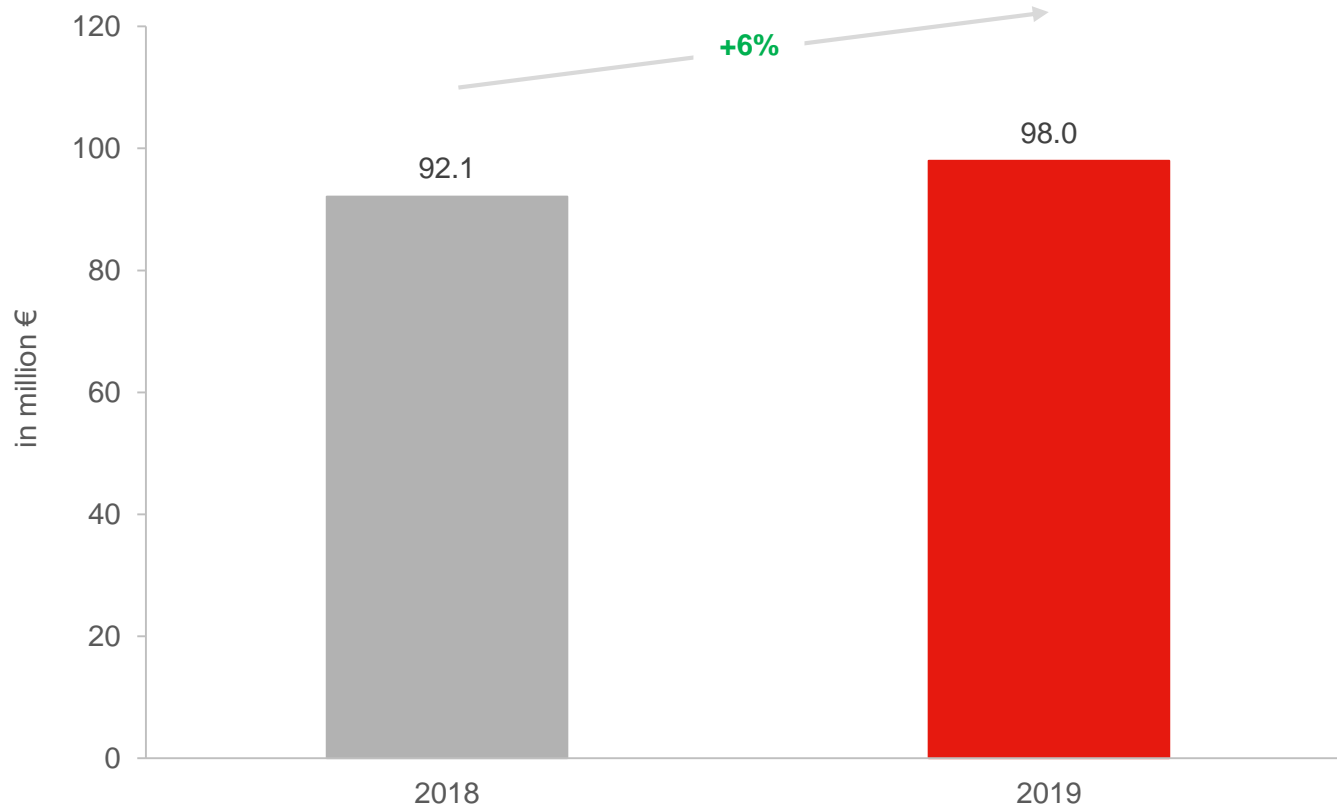


*Other segments 2010: Environmental Products, Clearing Cooperations

**Other revenues: annual fees, technical connections, trainings, fixed fees within the scope of market coupling, cost reimbursements for market coupling projects and services to third parties

*Other segments 2019: Environmental Products, Clearing Cooperations, Agricultural Products, Global Commodities, Market Data Services, Registry Services

EEX Group earnings before taxes (EBT) at record level



2019: A record year for the EEX Group

Sales revenue increased
by **14%**
to EUR 304.2 million
(2018: EUR 267.7 million)

EEX Group cemented its position as a
Global Commodity Exchange

681
Employees at 17 locations
(2018: 586 employees)

EBT increased by
6%
to EUR 98.0 million
(2018: EUR 92.1 million)